

Easy Payment at Convenience Stores

You will receive MTREND SmartPit card with your device or SIM card.



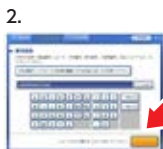
Pay at machine (Loppi)



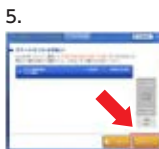
1. Tap「各種番号をお持ちの方」



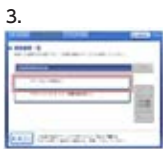
4. Tap your payment information appears on the display



2. Enter your 13-digit Smartpit number and tap「次へ」



5. Tap「確定する」if the payment info appears on the display is correct



3. Select「スマートピットお支払」



6. Wait for the receipt to be printed and take it to the cashier to pay



Pay at machine (Famiport)



1. Tap 日本語/Language choose your language



2. Select「Smartpit」



4. Select your payment and tap「OK」



5. Check if the payment information is correct and tap「OK」



3. Enter your 13-digit Smartpit number and tap「OK」



6. Wait for the receipt to be printed and take it to the cashier to pay

How to Get Your Deposit Back

1. Return your device

Use or or to send your device back to us.

*Return your device within 5 days after payment due date of your service. Do not use the regular mail service. Please use a private courier service, such as Yamato, Sagawa or Yu-Pack. We cannot accept COD returns (Collect on delivery/Chakubarai). You are responsible for return shipping fee. *Device needs to be in good working order.

2. Contact MTREND via

Contact MTREND and notify us the tracking number and your bank information. (Please be sure to include a copy of your bankbook showing the branch name, and account number) *Your name must match with the bank account name.

3. Receive your deposit

You will find the deposit in your bank account. Your refund will be issued within 14 days after we receive your device

*Device needs to be in good working order.